

THE CITY OF PASADENA

Are You Homeless	Gender	Ethnicity
Y	F	W
Y	M	L
Y	F	L
N	M	AA
	M	A
	M	W
	M	W
	M	L

2005

Homeless Count: Final Report

Prepared for:

*Pasadena Community Development Commission
City of Pasadena/Housing and Development Department
Pasadena Housing and Homeless Network*

March 3, 2005

ACKNOWLEDGEMENTS

This report is the result of a partnership between the Pasadena Community Development Commission (PCDC), Department of Planning and Development/Housing and Community Development Division (HCDD), and the Pasadena Housing and Homeless Network. These three (3) entities have worked together since 1992 to formulate and implement the city's continuum of care system for homeless individuals and families.

This report was prepared by the Institute for Urban Research and Development, a member of the Pasadena Housing and Homeless Network. Copies of this report can be obtained through the following web-site: www.homeless-research.com or by calling the City of Pasadena, Housing and Development Department/Housing Division, at 626.744.8300.

Copies of this report can be obtained by contacting:

Anne Lansing
City of Pasadena
Department of Planning and Development/
Housing and Community Development Division
626/744.8300

and can be viewed on the following website at:

www.homeless-research.com



This report was prepared by

Joe Colletti, Ph.D.,
Institute for Urban Research and Development

and

Dan Hodge
Institute for Urban Research and Development

Table of Contents

	Page
I. Executive Summary	3
II. Background Information	4
When the 2005 Count was Conducted	5
Who was Counted	5
Who Carried Out the Count	5
III. Methodology	6
IV. Key Findings	7
Gender	8
Ethnicity	8
Age	9
Marital Status	9
Family Composition	10
V. Homeless Sub-Populations	11
VI. Conclusion	12

I. Executive Summary

This report is meant to answer the primary question "**How Many Homeless People Are There In The City of Pasadena On Any Given Day.**" The answer is 1,217 adults and children. As noted in Section II below, the number of persons counted in 2005 is higher than the number of persons counted in past homeless counts.

While, the primary purpose of the count was to find out how many people were homeless on any given day, other demographic questions can be answered as well. As noted in Section III below, the methodology used to count homeless persons included identifier information in order to prevent counting homeless persons more than once.

Identifier information included gender, ethnicity, age, family composition, and familial status. As a result, demographic information concerning each of these statistical fields is provided in Section IV below. Please note that identifier information was only collected for adults and thus, provides information only for adults.

An analysis of the identifier information reveals several **Key Findings** which are listed below. They are as follows:

A. Total Number of Homeless Persons

1. there are 1,217 people who are homeless on a given day in Pasadena
 - a. 782 (64.3%) are adults; and
 - b. 435 (35.7%) are children;
2. there are more women and children (701 or 57.6%) who are homeless on a given day in Pasadena than men (516 or 42.4%)

B. Gender

1. the majority of homeless adults are men—65.9% (516 persons);
2. women make up 34.1% (266 persons);

C. Ethnicity¹

1. the majority of homeless adults are African American or Black—more than one-third (36.9% or 288 persons)
2. 29.0% or 227 of homeless adults are White; 23.2% or 181 are Hispanic or Latino; 2.5% or 20 were Asian; 2.3% or 18 are American Indian or Alaskan Native and 6.1% or 48 persons stated Other.

¹ The ethnicity categories used for the homeless count were the same used by the U.S. Census Bureau for the year 2000.

D. Age

1. More than one out of every three (35.5%) homeless persons is a child under the age of 18—which means that more than 400 (435) children are homeless in Pasadena on a given day;

E. Family Composition

1. Nearly half (49.2%) of the City's homeless population is made up of parents and children on a given day;

F. Marital Status

1. the majority of adults were single—82.4% or 644 adults—and 17.6% or 138 adults were married.

II. Background Information

The Department of Housing and Urban Development, as part of its requirements for local jurisdictions to continue to receive continuum of care funding for homeless persons, asked each local jurisdictional applicant to describe its plans to conduct a “one night point-in-time” homeless count “in the last week of January of 2005. The “City of Pasadena 2005 Homeless Count” was conducted on January 27, 2005.

The City of Pasadena's first attempt to fully understand the nature and extent of homelessness within its boundaries was through "The 1992 City of Pasadena Homeless Count." The City, in conjunction with the Pasadena Housing and Homeless Network, conducted its own homeless count in September of 1992. The methodology of the count was designed to find out how many people were homeless on a given night. Approximately 250 volunteers went out into the streets and into homeless facilities and counted 1,017 on September 23/24, 1992.

Table 1: City of Pasadena Homeless Counts:

Homeless Counts	# of Homeless Persons
1992	1,017
2000	879
2003	853
2005	1,217

Other homeless counts were counted in 2000 and 2003. In 2000, 879 adults and children were counted and 853 adults and children were counted in 2003.

Comparing the 2005 homeless count to past counts reveals that the 1,217 adults and children counted in 2005 was larger than in the past. Most notably, the number of persons counted in 2005 is 42.7% higher than the number of persons counted in 2003.

- **When the 2005 Count was Conducted**

The homeless count was conducted throughout the day of January 27, 2005. The count was carried out on the streets in the morning and through the evening. The count was conducted in facilities during the day and throughout the evening including the winter shelter.

- **Who was Counted in 2005**

A person was considered homeless, and thus counted, only when he/she fell within the following HUD-based definition by residing in one of the places described below:

- a. in places not meant for human habitation, such as cars, parks, sidewalks, and abandoned buildings;
- b. in an emergency shelter;
- c. in transitional or supportive housing for homeless persons who originally came from the streets or emergency shelter.

HUD does not consider the following persons to be homeless—persons who are “doubled up,” or persons who are “near homelessness—but considers them to be at-risk to homelessness. Such persons were not included in the city’s homeless count.

The City of Pasadena, like many other largely populated cities, has a substantial number of households that are at-risk to homelessness. According to the U.S. Census Bureau, in 2000, there were approximately 30,000 residents (nearly one of every four residents) who were members of a household whose income was \$15,000 a year or less. Of these households, approximately half (15,000 residents) were members of a household whose income was less than \$10,000.

Many of these persons can become homeless because of social structural issues such as increases in rent, loss of job, and rising health care costs. In addition, personal experiences such as domestic violence, physical disabilities, mental illness, and substance abuse can cause members of a low income household or an entire household to become homeless as well. Often, one or more of these experiences factor into a household’s homeless experience.

- **Who Carried Out the Count in 2005**

The Department of Planning and Development/Housing and Community Development Division and the Pasadena Housing and Homeless Network consulted with the Institute for Urban Research and Development (IURD), a community-based non-profit research organization, to plan and coordinate the count.

The Department of Planning and Development/Housing and Community Development Division oversee the development of the Consolidated Plan, Homeless Continuum of Care System, and the City of Pasadena 10-Year Strategy to End Homelessness. In addition, the Division implements a myriad of housing and community development programs such as the HOME Tenant Based Rental Assistance, Homeownership Opportunities Program, and the Mortgage Credit Certificate (MCC) Program. It is also responsible for the administration of numerous federal entitlement and competitive grant programs including: Community Development Block Grant (CDBG), HOME Investment Partnerships (HOME), Emergency Shelter Grant (ESG) program, Housing Opportunities for Persons with AIDS (HOPWA), Housing Choice Voucher Program (HCVP), and the Continuum of Care for Homeless Assistance Programs (Supportive Housing Program and Shelter Plus Care).

Pasadena Housing and Homeless Network (Network) is made up of more than 30 public and private agencies who provide community services to residents including homeless persons. The Network has served as the primary community planning entity concerning housing and homeless needs and services throughout the past 15 years. Such planning includes the Consolidated Plan, City of Pasadena 10-Year Strategy to End Homelessness, and every Continuum of Care application submission to HUD since 1995.

The Institute for Urban Research and Development is a community-based research agency that has completed several many housing and homeless assessments including several homeless counts for cities and counties throughout Southern California.

Together, these three agencies coordinated a community-wide effort of approximately 100 volunteers that culminated in a homeless count on January 27. Volunteers counted persons both on the streets and in facilities that serve homeless persons.

III Methodology

The count instrument that was used collected the following information concerning every homeless person counted: first initial of first name, first initial of last name, gender, ethnicity, year born, and state born as noted below.

	First Initial	Last Initial	Gender	Ethnicity	Year Born	State Born
Example:	J	H	F	W	1960	CA

The methodology used during the enumeration process helped create an identifier that prevented a person from being included in the final tally of the count more than once. During the enumeration, counters recorded the initials, gender, ethnicity, year of birth,

and state born of each individual homeless person. If the same person was encountered again counters would establish the same code. However, this person would only be counted once in the final tally.

The information for every person every time was loaded into a data base. The information was then used to code each person. For example, a homeless person may have the following code of "WTMW1957CA. This meant that this person's first name began with "W", his last name began with "T", he was male "M", he was White "W", born in 1957, and born in California.

Number of Person	First Initial	Last Initial	Gender	Ethnicity	Year Born	State Born
1	J	H	F	W	1960	CA
2	H	T	M	L	1953	CA
3	R	K	F	L	1972	TX
4	K	N	M	AA	1969	CA
5	F	A	M	A	1980	CA
6	J	F	M	W	1971	CA
7	J	F	M	W	1971	CA
8	S	G	F	L	1968	NY
9	D	T	M	W	1962	CA
10	O	R	M	W	1959	CA

An example to illustrate how the above process worked can be found within the table above. Numbers 6 and 7 (shaded in gray) would be considered the same person. Therefore, the person would only be counted once in the final tally that answered the question "how many homeless persons are there in Long Beach during a given day." If for some reason there was doubt that numbers 6 and 7 were the same person, other collected data was used to address the doubt which included marital status and number of children with you.

IV. Key Findings

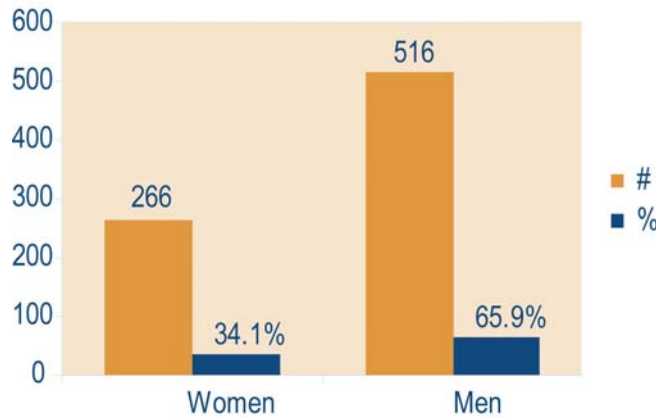
This section contains specific demographic information about the 1,217 unduplicated homeless adults and children encountered for this study. As noted above, in order to create an identifier to avoid duplication, information about gender, ethnicity, year born and state born was recorded for adults encountered and used as part of the identifier. Identifier information for this study was only collected from adults.

However, the collection of the identifier information also allows for some demographic analysis. Such analysis includes gender, ethnicity, age, and family status. What follows are the preliminary results of the analysis.

- **Gender**

More than one out of three (3) adults counted was female (34.1%). However, the majority of adults counted were male (65.9%). Gender was not recorded for children.

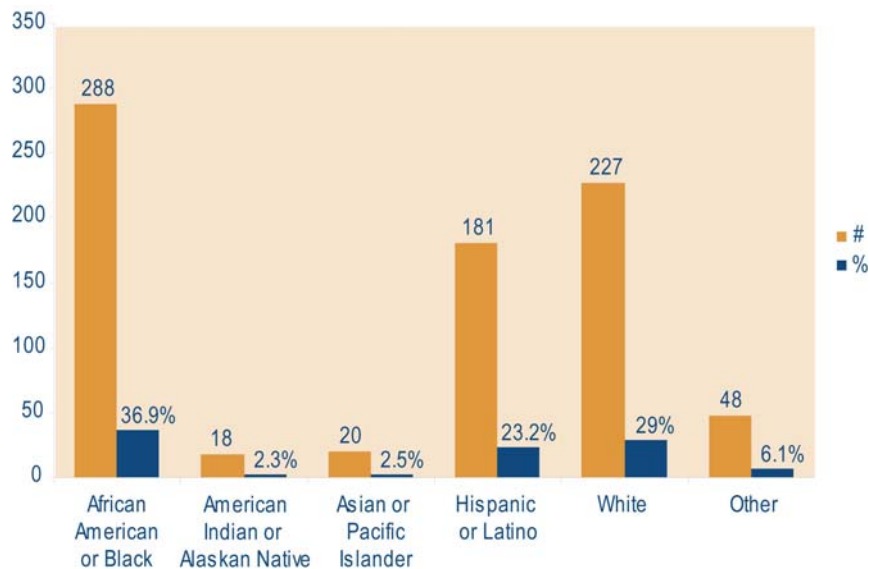
Table 1. Gender



- **Ethnicity**

More than one-third (36.9%) of homeless adults counted were African American or Black representing the largest ethnic group counted. African Americans or Blacks were followed closely by Whites (29.0%) representing less than one third of the adults counted. Latinos (23.2%) made up nearly one of every four (23.2%) adults. Asian or Pacific Islanders represented 2.5% of adults and American Indian or Alaskan Natives 2.3%. Ethnicity was not recorded for children.

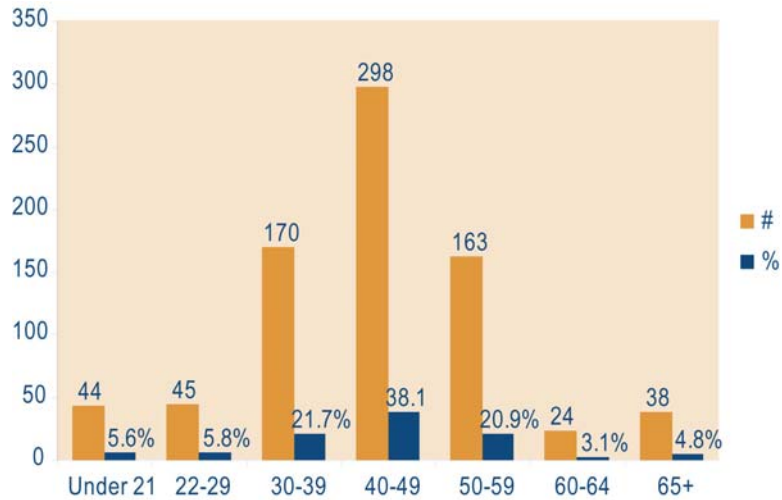
Table 2. Ethnicity



- **Age**

Nearly two-thirds of the adult population counted was between the ages of 30 and 49. The largest percent (38.1%) of adults were between ages 40 – 49 followed by adults between ages 30 - 39 (21.7%). More than one out of every four adults counted was over the age of 50 (28.8%).

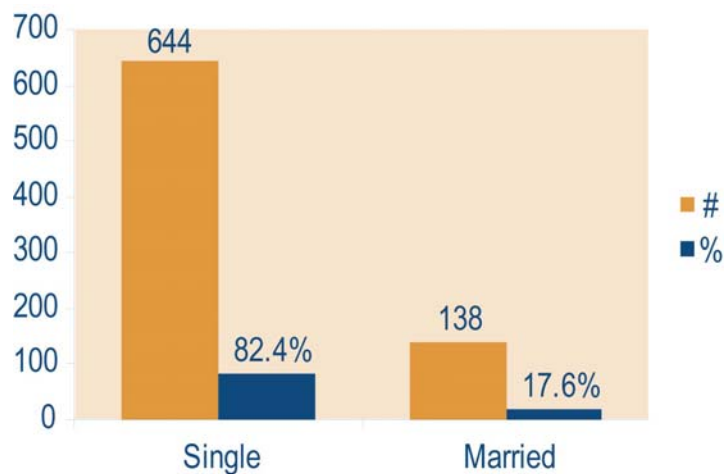
Table 3. Age



- **Marital Status**

An overwhelming majority of the homeless adults counted were single (82.4%).

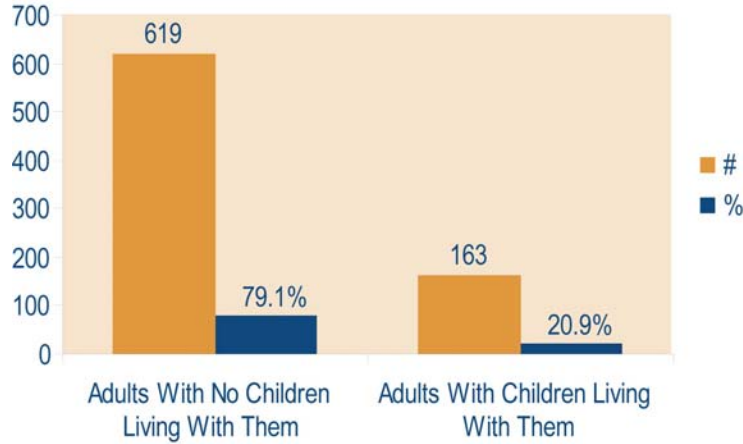
Table 4. Marital Status



- **Family Composition**

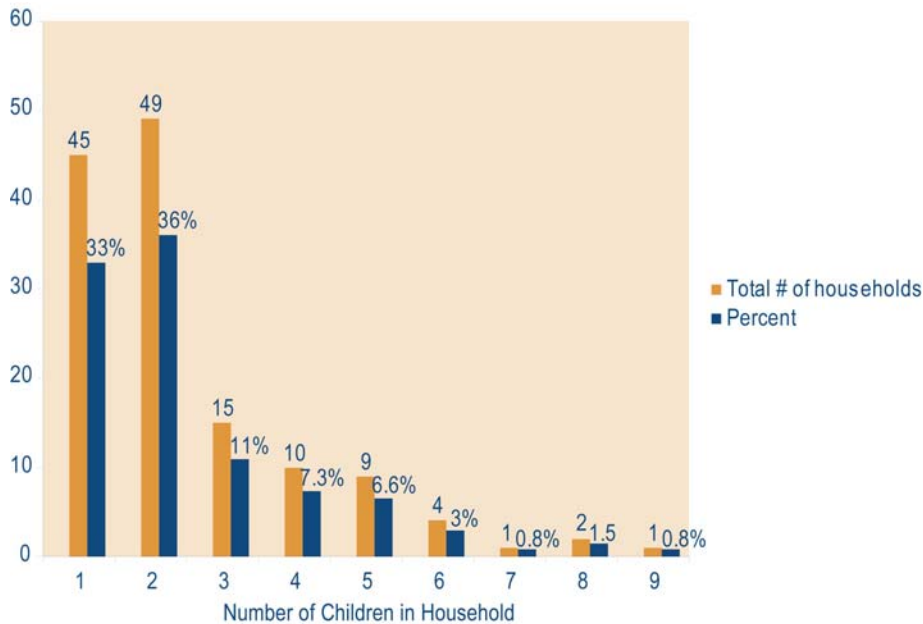
One out of five (20.9%) homeless adults counted identified that they had children living with them on the day of the count. This means that 163 parents had 435 children living with them. Together, parents and children made up nearly half (49.2%) of persons who were homeless on the day of the count.

Table 5. Family Composition



More than two-thirds of households had two (2) children or less—33.0% of households had one child and 36.0% of households had two children. Of the remaining households, nearly one of four (24.9%) had three (3) to five (5) children and approximately 6% had six (6) or more children.

Table 6. Number of Children in Household



V. Homeless Sub-Populations

The homeless count also provides necessary information for the City of Pasadena to further understand its homeless population. Understanding its homeless population includes comprehending the many sub-populations that make up the homeless population. The homeless population is primarily made up of the following sub-populations:

- chronically homeless
- low income households
- mentally ill
- substance abusers
- veterans
- victims of domestic violence

The “City of Pasadena 2004 Homeless Survey²” provides a sampling of data that helps us examine the issues and needs of the city’s entire homeless population. The data includes percentages of homeless sub-populations. The following information is the result of applying the survey sub-population percentages to the total number of persons counted in 2005.

- **Chronically homeless**
 - 388 or 49.6% of the 782 adults counted were chronically homeless³;
- **Low income households**
 - 740 or 94.7% of the adults counted had a monthly income that was \$12,000 a year or less; also, 195 or 25% of the adults counted had no monthly income;
- **Mentally Ill**
 - 439 or 56.1% of the 782 adults counted have symptoms of mental illness;

² A complete copy of the City of Pasadena 2004 Homeless Survey can be obtained through the following web site—www.homeless-research.com.

³ Chronically homeless persons make up 49.6% of the homeless population on a given day and 15% of the homeless population over the course of a year. In other words, the 388 adults who are chronically homeless are included within the approximately 2,500 persons who become homeless in Pasadena over the course of the year. The 388 adults remain homeless throughout the year, while the remaining 2,112 persons do not remain homeless and obtain housing.

- **Substance Abusers**
 - 267 or 34.2% of the 782 adults counted were currently using alcohol and/or other drugs;
- **Victims of Domestic Violence**
 - 173 or 65% of the 266 women counted experienced domestic violence.

VI. Conclusion

The City of Pasadena 2005 Homeless Count was the product on a unique relationship between the City of Pasadena, local coalitions and committees, housing and homeless service providers, members of the homeless community, and community volunteers. The Count contributes to a distinctive relationship between these groups that sets the City of Pasadena apart and creates new possibilities for responding to the needs of homeless adults and children.

The “City of Pasadena 2005 Homeless Count” is complimented by the “City of Pasadena 2004 Homeless Survey” because both reports provide the City with data concerning homelessness unlike ever before. Both sources of information will serve as a foundation to complete a 10-Year Strategy Plan to End Homelessness. This will help enable the City of Pasadena to formulate findings and make recommendations to substantially reduce the incidence of homelessness within the city. The sources of data will also provide important information for the City’s 2005 Continuum of Care Application to HUD and the City of Pasadena Consolidated Plan: 2005 – 2010 which are required submissions to HUD if Pasadena is to continue to receive substantial funding to end homelessness within its jurisdiction.

Continuum of Care funding has provided funding for street outreach, case management, transitional housing, and permanent supportive housing through its Supportive Housing and Shelter Plus Care programs. Funding related to the Consolidated Plan includes Community Development Block Grant, Emergency Shelter Grant, HOME, and Housing for Persons with AIDS funds which have also been used for case management, transitional housing, and permanent supportive housing and emergency shelter.

The two reports make one thing very clear—the streets are not a home. Thus, another important use of the data is to provide accurate information necessary to design and implement the housing and social service assistance needed to bring homeless persons back into our workforce, schools, religious institutions, and other community institutions. The types of assistance (e.g., case management, shelter, and supportive housing) needed to increase their incomes and help them obtain and maintain housing are not so different from the types of assistance that have long been recommended to help all women, men, and children with these difficulties--the need is only more intense and more immediate in the context of homeless.